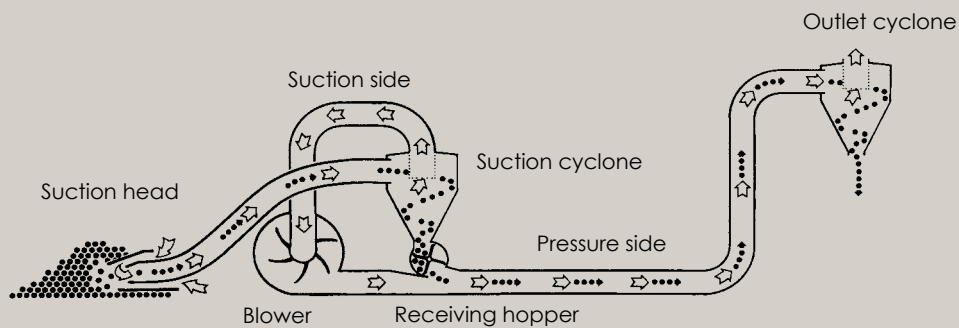


Pneumatic Grain Conveying



.....G d fUJ UW&\$\$\$'G W h'c b'6'c k Yfg

Suction Blowers



How a suction blower works

The suction blower is a unique solution when flexible conveying is needed and is used everywhere for transporting grain. It sucks grain directly from the floor or pit through a flexible or fixed pipe system.

At the blower, the grain is led over to the pipe on the pressure side.

Pipes, bends and diverters can be fitted so that the grain can be conveyed to its desired destination.

Benefits

- Tractor-powered models are independent of electric power supply
- Moves the grain horizontally, vertically and around corners
- Can be used in fields for loading grain
- No requirements for configuration of buildings or grain pit
- Indoor storage means that it is less exposed to the weather
- If higher capacity is needed, the suction blower can be replaced by a larger model

Tractor Powered Suction Blowers Type SupraVac 2000



Loading equipment on SupraVac 2000 ready for loading grain onto lorry.



Loading equipment hydraulically folded for the transport position.



Connection of pipe system. E.g. mounted on silos for filling.



Transport box (extra) for the suction head and pipe components.

SupraVac 2000 is the latest addition to our tractor-powered suction blowers. With a capacity of up to 120 tonnes/hour, you load even the largest vehicles quickly.

Technical specifications	SupraVac 2000
Recommended min. power of tractor PTO kW/hp	125/170
PTO shaft speed, rpm	1000
PTO shaft dimension, tractor side	1 3/8" 21 splines
Weight, kg	1600
Blower max. air output, m ³ /h	3300
Type conveying pipe (suction side)	OKR
Type conveying pipe (pressure side)	OK/OKR
Diameter of the conveying pipe, mm	200
Hydraulic connection	200, 1/2" ISO 0228
Hydraulic pressure, min.	50 bar

Selecting the Suction Head for the Suction Blower



The suction head makes the difference

The suction blower can be used with different types of suction heads to suit any specific conveying job.



Universal Suction head:

A flexible solution for versatile applications.



Long suction head:

Suitable for conveying from grain pits.



Round suction head:

For suction from opening in the silo wall.



Suction head for cleaning purposes:

Easily picks up the last remnants of grain on the floor.



Short suction head:

For conveying directly from a vehicle or floor drying wall

Conveying of Crops with High Dust Content



Crops sometimes contain abrasive particles such as soil dust, and it is inevitable that some of the dust will be sucked through the blower. When working at high capacities, large amounts of dust may be carried with the grain.

Excessive wear of the blower is avoided by fitting the Fan Guard system, which filters out the dust before it enters the blower. SUC 1000 TR and SupraVac 2000 are available with the Fan Guard system.

Conveying Capacities for Suction Blowers

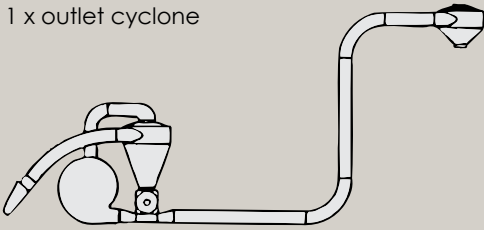
Example 1

Suction pipeline

- 1 x universal suction head
- 1 x 2 m steel flex hose

Pressure pipeline

- A number of metres of horizontal piping
- 4 m vertical piping
- 2 x 90° bends
- 1 x outlet cyclone



Conveying distance Model	Metres							
	10	20	30	40	50	60	80	100
SUC 100	6.8	6.0	5.2	4.6	4.0	3.5	2.7	2.0
SUC 150	11.5	10.3	9.3	8.4	7.6	6.9	5.7	4.8
SUC 200	14.7	13.3	12.0	11.0	10.0	9.2	7.8	6.7
SUC 300	19.6	17.7	16.0	14.6	13.3	12.3	10.5	9.0
SUC 500	31.8	28.9	26.5	24.4	22.6	21.0	18.3	16.1
SUC 700	42.1	38.6	35.5	32.9	30.6	28.6	25.1	22.4
SUC 1000*	61.0	56.0	51.5	47.7	44.4	41.5	36.4	32.5
SupraVac 2000	111.0	91.0	82.0	71.0	64.0	59.0	52.0	43.0

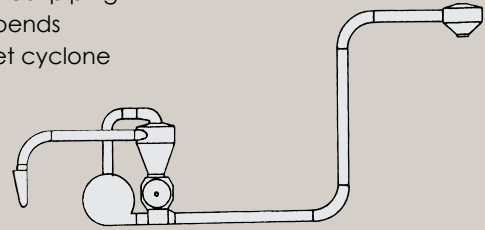
Example 2

Suction pipeline

- 1 x vertically-fixed universal suction head
- 1 x 90° bends
- 1 x 2 m horizontal piping

Pressure pipeline

- A number of metres of horizontal piping
- 4 m vertical piping
- 2 x 90° bends
- 1 x outlet cyclone



Conveying distance Model	Metres							
	10	20	30	40	50	60	80	100
SUC 100	7.1	6.2	5.4	4.7	4.1	3.6	2.7	2.0
SUC 150	12.1	10.7	9.6	8.6	7.8	7.0	5.8	4.8
SUC 200	15.7	13.9	12.5	11.2	10.1	9.1	7.5	6.2
SUC 300	20.4	18.2	16.4	14.9	13.6	12.5	10.6	9.1
SUC 500	33.2	30.1	27.4	25.1	23.1	21.4	18.6	16.3
SUC 700	44.2	40.3	36.9	34.0	31.5	29.3	25.6	22.7
SUC 1000*	64.0	58.4	53.5	49.3	45.7	42.5	37.1	32.9
SupraVac 2000	120.0	106.0	92.0	81.0	71.0	64.0	55.0	50.0

Conveying capacities in the tables are listed as wheat as t/hour. The examples are for guidance purposes, as several factors influence the capacity. The capacities in the tables apply for the suction length indicated above the table.

*) Spec. round suction head.

Use the wide range of OK piping components, that are available and take advantage of the pipe components' easy connection method.

Capacities

High performance is achieved when:

- The flexible modular OK piping system is used.
- The correct pipe diameter is used.
- The grain is dry – i.e. max. 15% H₂O.
- OK 200 piping for SupraVac
- OK 160 piping for all other models